



# FORT HAYS STATE UNIVERSITY










## LEARNING TECHNOLOGIES

*Forward thinking. World ready.*

## Course Reports

Course Reports allows you to run different reports to view information about course usage, course activity and student activity. Different reports will generate different information. Each report has different “Report Specifications” that range from specific dates, students and goals that can be adjusted.

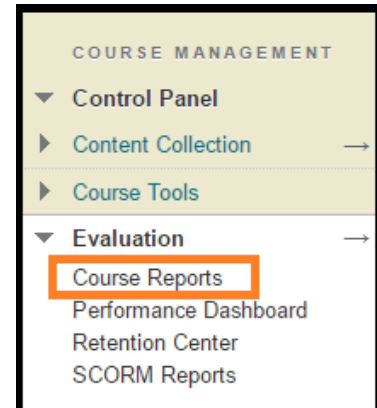
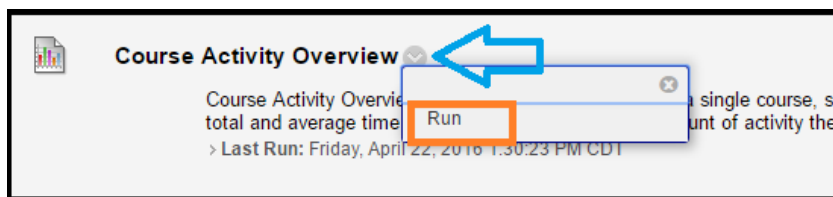
The following picture shows the types of reports and a brief description.

	<b>All User Activity inside Content Areas</b> This report displays a summary of all user activity inside Content Areas for the course. > Last Run: Monday, April 25, 2016 6:22:48 PM CDT
	<b>Course Activity Overview</b> Course Activity Overview displays overall activity within a single course, sorted by student and date. Data includes the total and average time spent per user and the total amount of activity the user had in the course. > Last Run: Thursday, April 28, 2016 4:05:40 PM CDT
	<b>Course Coverage Report</b> This report displays goals coverage information for a single Blackboard Learn course. Data includes both covered and gap values for all curricular areas that the course is associated with, as well as a breakdown of course items that have been aligned to goals. > Last Run: Monday, April 25, 2016 4:22:09 PM CDT
	<b>Course Performance</b> This report displays information showing how a single Blackboard Learn Course performs against a selected set of goals. Performance targets and a range of acceptable performance for the course can be determined when running the report. Data includes averages for the entire course as well as break downs for individual students and goals. > Last Run: Tuesday, April 26, 2016 12:49:33 PM CDT
	<b>Overall Summary of User Activity</b> The report displays user activity for all areas of the course, as well as activity dates, times and days of the week. > Last Run: Friday, April 22, 2016 2:28:31 PM CDT
	<b>Single Course User Participation Report</b> Displays detailed statistics on assessment and collaboration tool submissions for all users in this course during a specified timeframe > Last Run: Tuesday, April 26, 2016 1:07:27 PM CDT
	<b>Student Overview for Single Course</b> Student Overview for Single Course displays an individual student's activity within a course, sorted by date. Data includes the total overall time the student spent in the course as well as detailed information about the student's activity, such as which items and Content Areas the student accessed and the time spent on each. > Last Run: Thursday, April 28, 2016 4:16:55 PM CDT
	<b>User Activity in Forums</b> This report displays a summary of user activity in Discussion Board Forums for the course. > Last Run: Thursday, April 28, 2016 1:15:58 PM CDT
	<b>User Activity in Groups</b> This report displays a summary of user activity in Groups for the course. > Last Run: Friday, April 22, 2016 2:25:48 PM CDT



### To access the Course Reports:

- 1) Click the dropdown arrow next to the Evaluation tab
- 2) Click on Course Reports.
- 3) Click on the drop down arrow of the course report you would like view and click run.

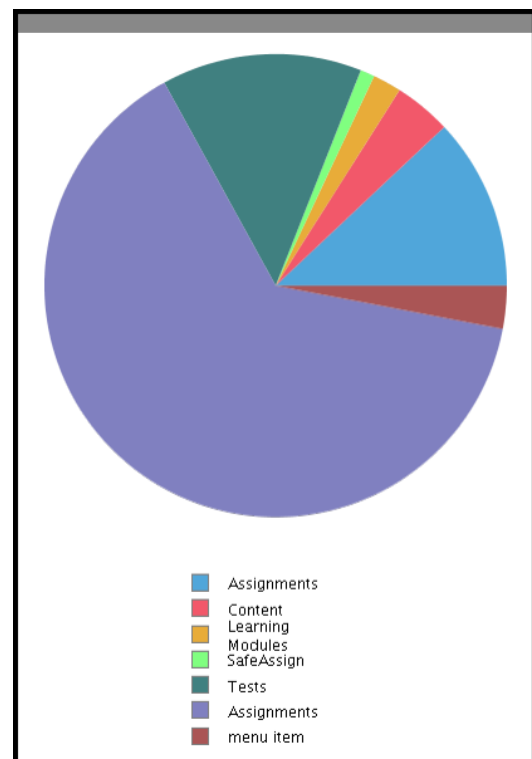


**\*Please note that each report will have different report specifications that can be adjusted.**

For more information on [User Activity inside Content Areas](#), [Student Overview for Single Course](#) or [User Activity in Forums](#), click on the hyperlinks.

### All User Activity inside Content Areas

This report displays a summary of all user activity inside “Content Areas” for the course. The report will include a chart that shows the activity inside your content area. It will also include 2 different tables with every user in the course. The first table shows how many times a user accessed a certain content area. The second table shows the day of the month and how many times the user accessed a content area in that particular day.





# FORT HAYS STATE UNIVERSITY

## LEARNING TECHNOLOGIES

*Forward thinking. World ready.*

### All User Activity inside Content Areas

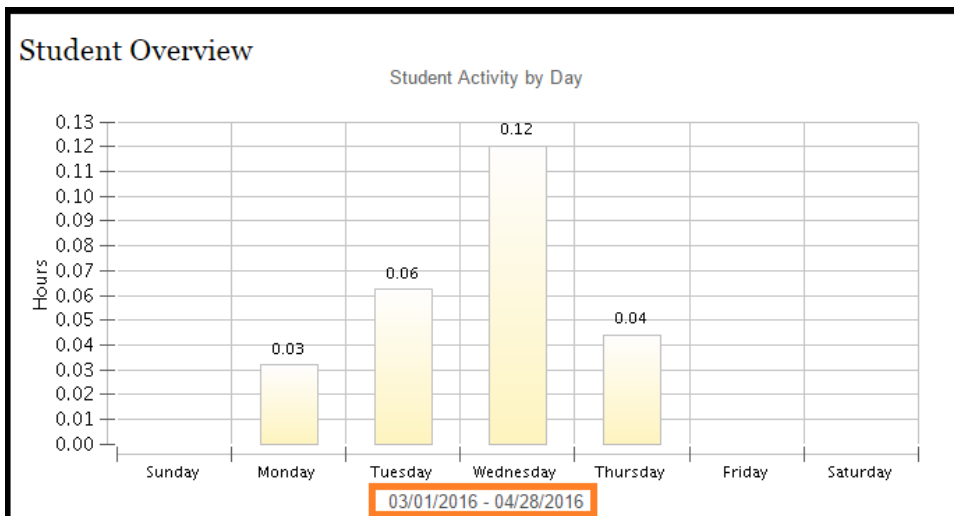
	Assignments	Content	Course Documents	Course Information	Web Links	Information	Learning Modules	SafeAssign	Start from Here	Tests
Rodríguez-Chavez, Jessica (jrodriguez.se)	11	2	0	0	0	0	2	0	0	9
Rodríguez-Chavez_PreviewUser, Jessica (jrodriguez.se_previewuser)	0	0	0	0	0	0	0	0	0	1
Student, Bb (bbstudent)	1	2	0	0	0	0	0	1	0	4

### All User Activity inside Content Areas

2016-03	1	2	3	4	5	6	7	8	9	10	11	12	13	14	15	16	17	18	19	20	21	22	23	24	25	26	27	28	29	30	31	Total
Rodríguez-Chavez, Jessica (jrodriguez.se)	0	0	0	0	0	0	0	0	0	0	0	0	0	0	0	0	0	0	0	0	0	0	0	3	20	0	0	49	27	11	0	110
Rodríguez-Chavez_PreviewUser, Jessica (jrodriguez.se_previewuser)	0	0	0	0	0	0	0	0	0	0	0	0	0	0	0	0	0	0	0	0	0	0	0	0	0	0	0	0	0	0	0	0
Student, Bb (bbstudent)	0	0	0	0	0	0	0	0	0	0	0	0	0	0	0	0	0	0	0	0	0	0	0	10	0	0	5	13	0	0	28	
Guest	0	0	0	0	0	0	0	0	0	0	0	0	0	0	0	0	0	0	0	0	0	0	0	0	0	0	0	0	0	0	0	
<b>Total</b>	<b>0</b>	<b>0</b>	<b>0</b>	<b>0</b>	<b>0</b>	<b>0</b>	<b>0</b>	<b>0</b>	<b>0</b>	<b>0</b>	<b>0</b>	<b>0</b>	<b>0</b>	<b>0</b>	<b>0</b>	<b>0</b>	<b>0</b>	<b>0</b>	<b>0</b>	<b>0</b>	<b>0</b>	<b>0</b>	<b>0</b>	<b>3</b>	<b>30</b>	<b>0</b>	<b>0</b>	<b>54</b>	<b>40</b>	<b>11</b>	<b>0</b>	<b>0</b>

### Student Overview for Single Course

This report displays an individual student’s activity within a course. This data includes the total overall time the student spent in the course as well as information about the student’s activity. This report will include a bar graph that shows the student activity by day, a table that shows you how much time the student spent in the course, the average time per user, the total logins for the user and the date of the last login. The last table in the report displays the item name and type, the total time spent on the item, number of times accessed and the initial access date and time.





# FORT HAYS STATE UNIVERSITY

## LEARNING TECHNOLOGIES

*Forward thinking. World ready.*

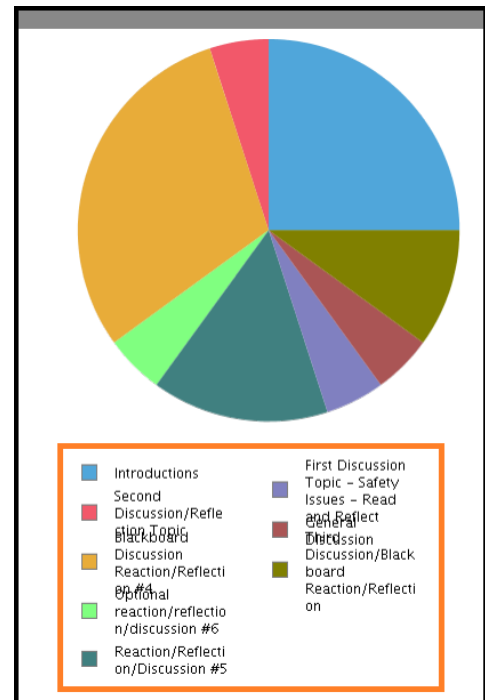
Student Time in Course	00:15:32 HH:MM:SS
Avg Time Per User	10:20:42 HH:MM:SS
Total Items	6
Total Logins	19
Last Login Date	4/21/16 12:38 PM

### Student Activity by Item in the Course

Item Name And Type	Total Time Spent in Hours	Number of Times Accessed	Initial Access Date/Time
122 VoiceThread	0.00	1	Mar 2, 2016 3:13 PM
Learning Modules Content Folder	0.10	16	Mar 2, 2016 3:11 PM
Practice for lockdown browser Test	0.04	5	Apr 13, 2016 2:24 PM
Practice run 1 Test	0.01	2	Mar 8, 2016 3:29 PM
Test Content Folder	0.00	5	Apr 13, 2016 2:24 PM
Writing Assignment Assignment	0.04	3	Apr 19, 2016 1:54 PM

### User Activity in Forums

This report displays a summary of user activity in Discussion Board Forums for the course. The report includes a chart that shows the activity in your forums, a table that includes every user and their activity in each forum, another table that also includes every user in the course and their activity in the forums daily.





# FORT HAYS STATE UNIVERSITY

## LEARNING TECHNOLOGIES

*Forward thinking. World ready.*

### User Activity in Forums

	Blackboard Discussion Reaction/ Reflection #4	First Discussion Topic - Safety Issues - Read and Reflect	General Discussion	Introductions	Optional reaction/ reflection/ discussion #6	Reaction/ Reflection/ Discussion #5	Second Discussion/ Reflection Topic	Third Discussion/ Blackboard Reaction/ Reflection	Total
Rodriguez-Chavez, Jessica (jrodriguez.se)	0	0	0	0	0	0	0	0	
Rodriguez-Chavez_PreviewUser, Jessica (jrodriguez.se_previewuser)	5	0	0	0	0	2	0	8	
Student, Bb (bbstudent)	1	1	1	4	1	1	1	11	

### User Activity in Forums

2016-03	1	2	3	4	5	6	7	8	9	10	11	12	13	14	15	16	17	18	19	20	21	22	23	24	25	26	27	28	29	30	31	Total
Rodriguez-Chavez, Jessica (jrodriguez.se)	0	0	0	0	0	0	0	0	0	0	0	0	0	0	0	0	0	0	4	0	0	0	0	0	0	0	0	0	0	0	0	4
Rodriguez-Chavez_PreviewUser, Jessica (jrodriguez.se_previewuser)	0	0	0	0	0	0	0	0	0	0	0	0	0	0	0	0	0	0	0	0	0	0	0	0	0	0	0	0	0	0	0	
Student, Bb (bbstudent)	0	0	0	0	0	0	0	0	0	0	0	0	0	0	0	0	0	0	0	0	0	0	0	0	0	0	4	0	0	0	4	
Guest	0	0	0	0	0	0	0	0	0	0	0	0	0	0	0	0	0	0	0	0	0	0	0	0	0	0	0	0	0	0	0	
<b>Total</b>	0	0	0	0	0	0	0	0	0	0	0	0	0	0	0	0	0	0	4	0	0	0	0	0	0	0	0	4	0	0	0	