




FORT HAYS STATE UNIVERSITY

LEARNING TECHNOLOGIES

Forward thinking. World ready.

How to use the Blackboard App to attend Student Collaborate Session

The blackboard student app allows students to access their courses, assignments, tests, grades and blackboard collaborate quickly and easily.



To download the app:

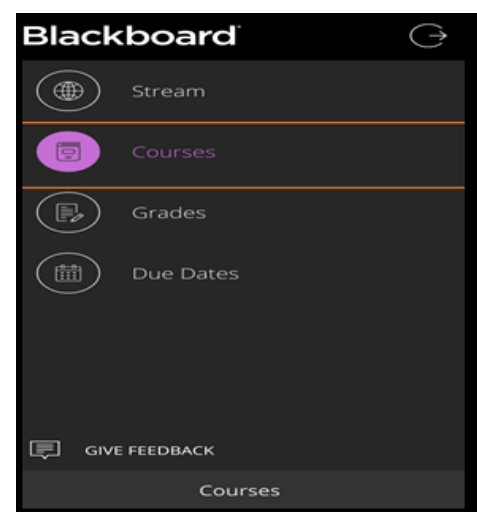
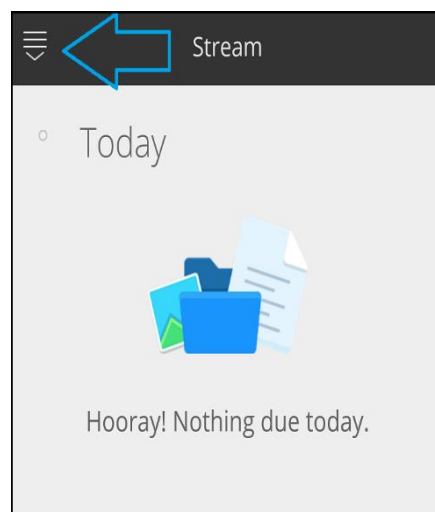
1. You need a device running iOS 8+, Android 4.0+ or Windows 8.1+.
2. From your device, access iTunes StoreSM, Google PlayTM or Windows Store.
3. Search for Bb Student.
4. Install the app on your mobile device.
5. Open Bb Student and search for the full name of your institution.
6. Log in using the same credentials you use to access your blackboard courses on a computer.

To access blackboard collaborate through the app:

1. Open the blackboard student app. The first screen that will appear is your stream page.

On the top left corner there is a drop down button that you will click on.

2. On the drop down options you will click on the courses button.



Questions? Contact TigerTech at 785-628-3478. FACULTY ONLY email bbsupport@fhsu.edu.

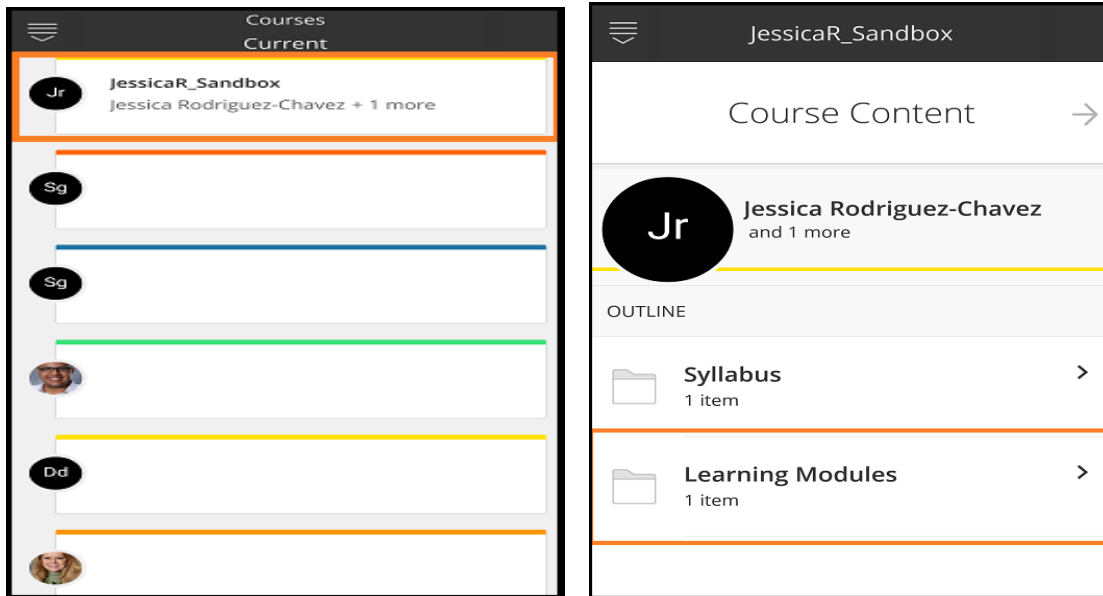


FORT HAYS STATE UNIVERSITY

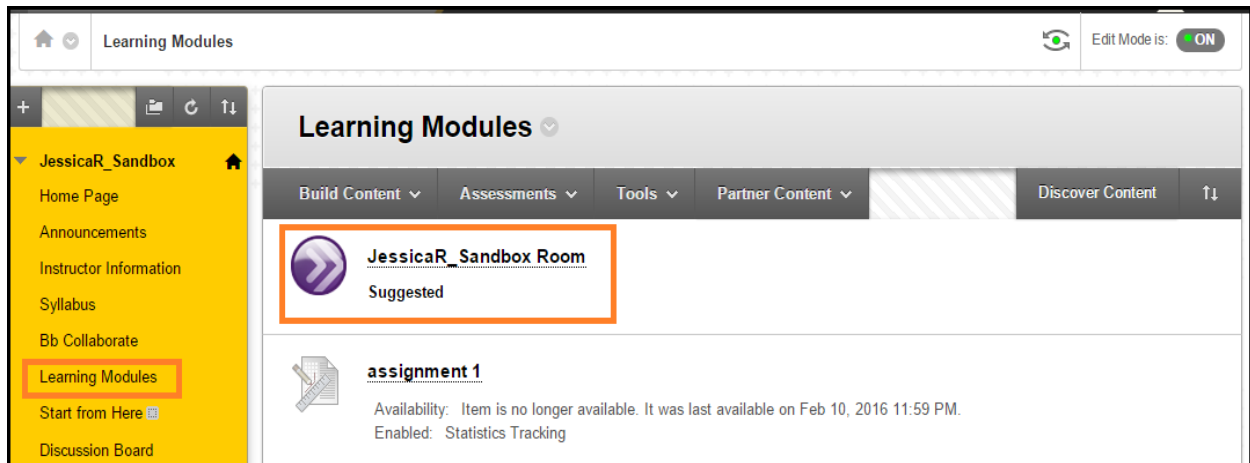
LEARNING TECHNOLOGIES

Forward thinking. World ready.

3. Once in your courses, you will choose the course where you will be attending blackboard collaborate.
4. You will then select the folder in which your instructor has placed the blackboard collaborate session link.



5. To make sure you are accessing the correct folder, log into your blackboard courses on a computer. Click on the learning modules and check what link you will need to click on once on the bb student app for blackboard collaborate. It is necessary to log into the computer and double check which blackboard collaborate room you will be attending because it will appear differently on the BB Student app.



Questions? Contact TigerTech at 785-628-3478. FACULTY ONLY email bbsupport@fhsu.edu.

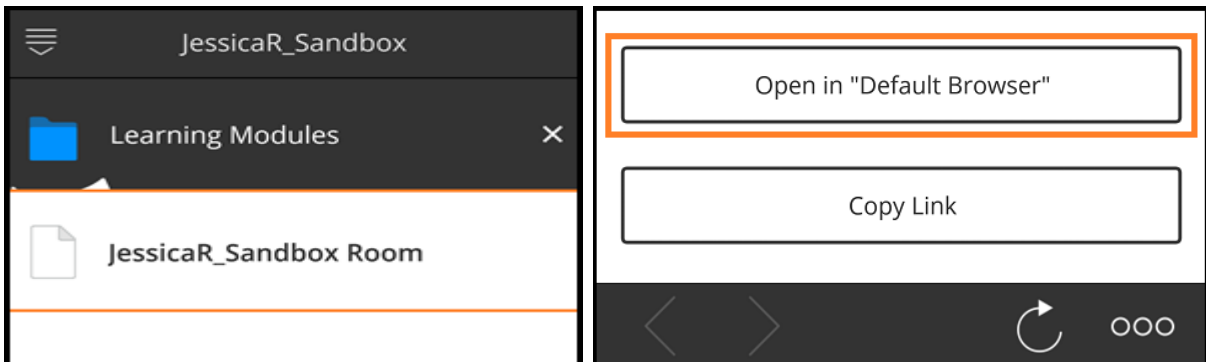


FORT HAYS STATE UNIVERSITY

LEARNING TECHNOLOGIES

Forward thinking. World ready.

6. Back to the Bb Student app, go ahead and click on the room session to begin. A screen will appear asking to continue in default browser or copy link. Click on open in "default browser".



7. A screen will appear with your connection status, either connected or disconnected.
8. Finally, once connected, you are ready to begin participating in blackboard collaborate.

