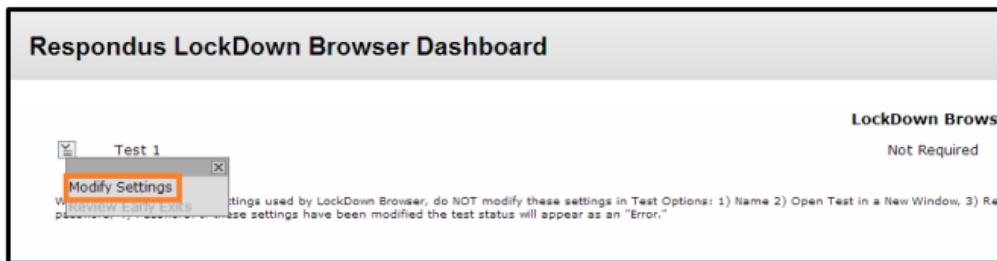
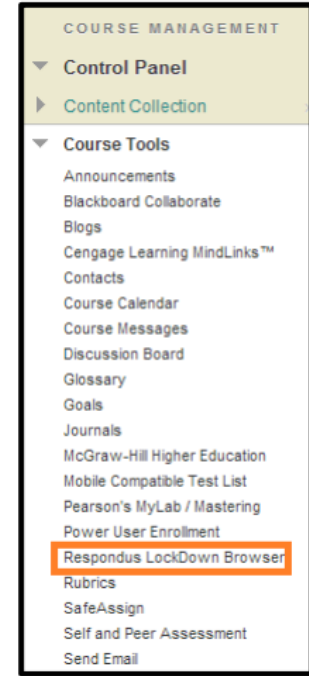




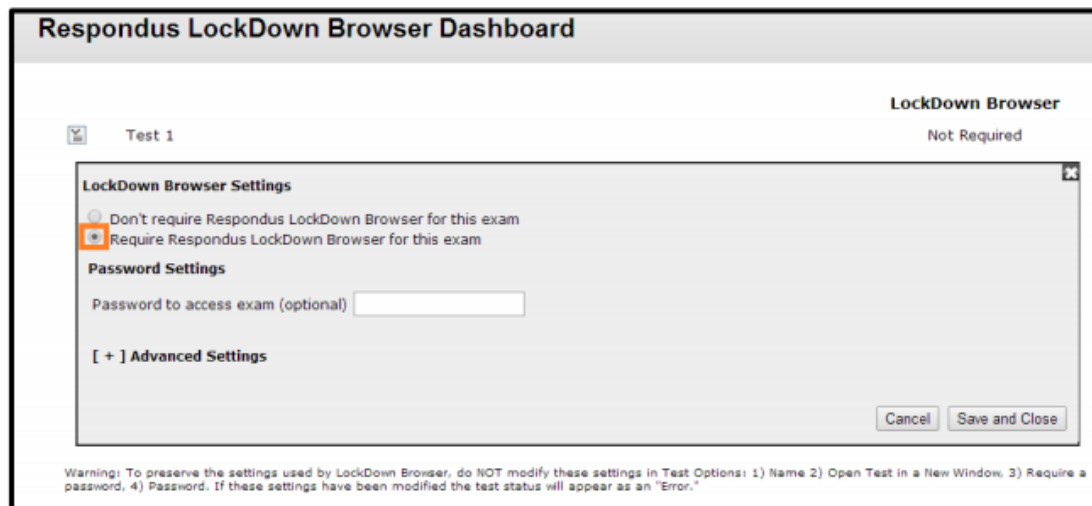
Set Bb Exams/Tests to Respondus LockDown Browser

Follow these steps to prepare a test so that it requires students to use Respondus LockDown Browser. (Be sure to see the complete [Quick Start Guides for Respondus LockDown Browser.](#))

1. Create and deploy the test in Blackboard.
2. From the **Control Panel**, locate the **Course Tools** section and click the link **Respondus LockDown Browser**.
3. A list of deployed tests will be displayed. Tests labeled **Enabled** require students to use Respondus LockDown Browser; tests labeled **Not Enabled** don't require students to use Respondus LockDown Browser. Click **Modify Settings** for a test



4. To require students to use Respondus LockDown Browser for the test, select the second option and click **Submit**. (To remove this requirement, select the first option: Don't Require Respondus LockDown Browser for this exam)





FORT HAYS STATE UNIVERSITY

LEARNING TECHNOLOGIES

Forward thinking. World ready.

Note: To allow students take the test using the LockDown Browser on their iPads, click on **Advanced Setting** then check the second option as shown here:

LockDown Browser Settings

Don't require Respondus LockDown Browser for this exam
 Require Respondus LockDown Browser for this exam

Password Settings

Password to access exam (optional)

[-] Advanced Settings

Lock students into the browser until exam is completed [\[explain\]](#)
 Allow students to take this exam with an iPad (using the "LockDown Browser" app from iTunes) [\[explain\]](#)
 Allow specific students to access this exam with screen readers (e.g. JAWS, Window-Eyes) [\[explain\]](#)

You can also allow students with specific needs to access the exam with screen readers (option#3). Option #1 is not recommended since it can lock the student if their internet signal drops.

5. The test is now **Enabled** and will require students to use Respondus LockDown Browser. **Notice** that the test name has been appended with the phrase "Requires Respondus LockDown Browser".

Respondus LockDown Browser Dashboard

Test 1- Requires Respondus LockDown Browser

LockDown Browser
Required

Warning: To preserve the settings used by LockDown Browser, do NOT modify these settings in Test Options: 1) Name 2) Open Test in a New Window, 3) Require a password, 4) Password. If these settings have been modified the test status will appear as an "Error."

For more information, see the instructor and student [Quick Start Guides for Respondus LockDown Browser](#).